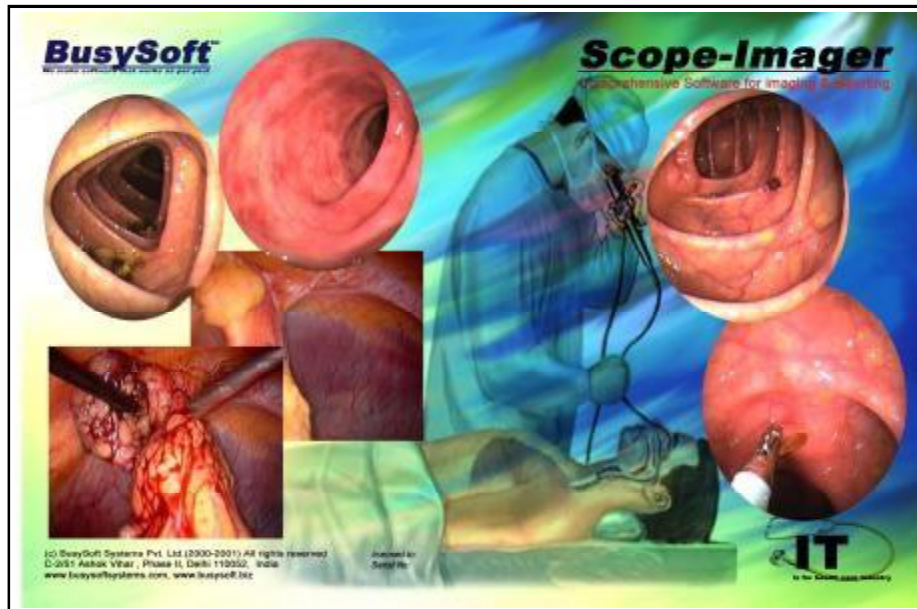


Scope-Imager®

Product Introduction



Most comprehensive software for Endoscopes,
Bronchoscopes Imaging and patient management

Copyright© 2022

Busysoft Systems Private Limited

Smarter Healthcare software solutions

Knowledge | Experience | Commitment | Results

Cloud Web | Windows Desktop | Mobile

Office 1: 2nd Floor, Indra Deep, Building No 31, Wazirpur Commercial Complex, Ring Road, Delhi 110052 (India)

Office 2: B-4 Kailash Bhawan, Building No. 35 Wazirpur Commercial Complex, Ring Road, Delhi 110052 (India)

Regd. Office: C-2/51 Ashok Vihar, Phase II, Delhi-110052 (India)

Phones: +91- 011-49039444, 40073845, 40073846, 42474810

Email: contact@busysoftsystems.com

Web: www.busysoftsystems.com

Scope-Imager[®]

Product Introduction

November 2021

Scope-Imager Product Introduction

Copyright © 2001 Busysoft Systems Private Ltd. All rights reserved.

No part of this publication may be reproduced, in any form or by any means, without prior written permission from Busysoft Systems Private Ltd.

Hospmate, Busysoft®, Docmate®, ScopelImager®, SlidelImager®, are registered trademarks, and is used by Busysoft Systems Private Ltd.

Microsoft, Windows, Windows NT, Windows 2000 and their respective logos are registered trademarks of Microsoft Corporation in the United States and other countries.

All other product names mentioned in this guide may be trademarks or registered trademarks of their respective companies and are hereby acknowledged.

Disclaimer

Busysoft makes no representations or warranties with respect to the contents of this publication and specifically disclaims any implied warranties of merchantability or fitness for any particular purpose. Further, Busysoft reserves the right to revise this publication without notice.

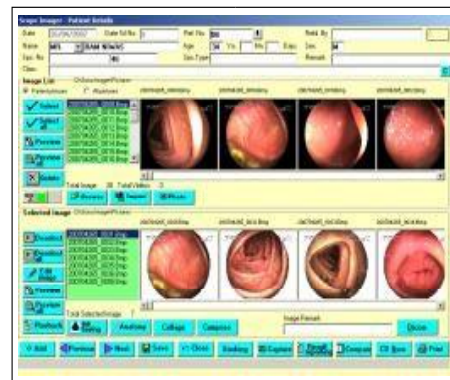
Scope-Imager®

Capture Images directly into your PC

Acquire images from endoscopes, bronchoscopes and other imaging equipment

Acquire images

- View images simultaneously on PC Monitor
- Acquire Images with single mouse click, keypad
- Acquire and store Video images and playback whenever required
- Acquire as many images as you want and reselect later on for patient reports
- Voice Intimation on Images captured



High quality image printing

- Print in colour or b/w using any desk jet, laser printer
- No Need of expensive colour thermal printer
- Print only area of interest thus saving ink cost
- Print patient images in format of your choice

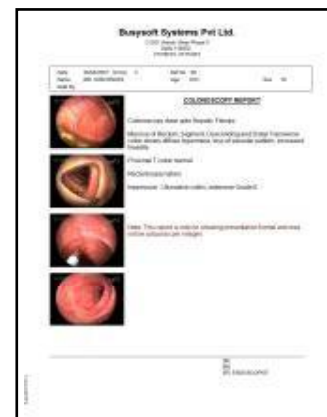


Image Management

- Image Preview
- Edit Image Hue, Saturation, Contrast, Brightness
- View and save the image in a different format.
- Write text, draw line, marker at any place on image.
- Compare patient images
- Set Image size & Resolution
- Video capturing
- Convert video into mpeg and record into CD Writer.
- Change Image Colour or Chrome any area of interest
- Print only area of interest
- Mark and write on image using your own handwriting

Patient management & Reporting

- Search patient data by ID, name and classification
- Search patient on the basis of report
- Type and edit patient reports
- Keep pre-set reports
- Print reports on plain or pre-printed stationery
- Sound records the report for listening later on for typing report

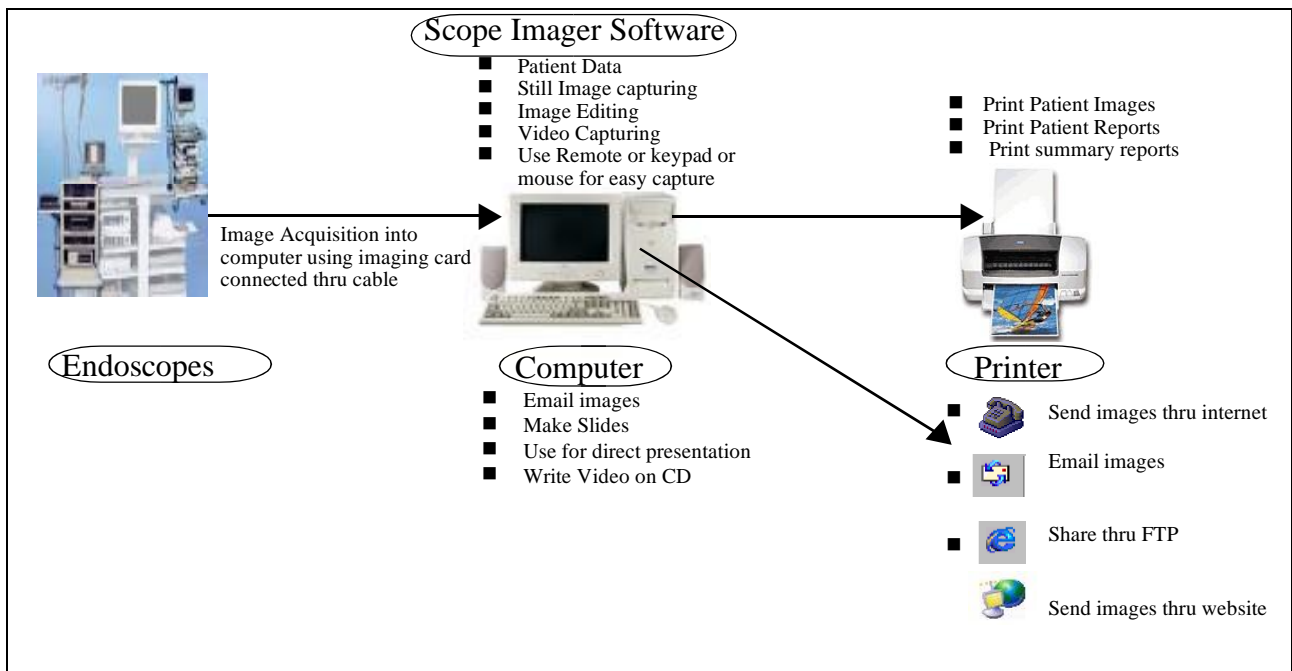
Use Images for various purposes

- Email image
- Use images for presentation into other applications such as Microsoft PowerPoint, Photoshop and web
- Any Other Graphic Software

Software Installation and Support

- Online installation, training and warranty
- Stable and User friendly
- Professional Support
- Manuals

Computer Interface



Product Contents

- Scope Imager software on CD
- Scope Imager program manual.
- Hardware lock to be installed at USB port of the computer.
- Training program (Please refer quotation)
- One year warranty with free updates (Please refer quotation)
- Remote control or extra keypad for image capturing

Hardware and Software Requirements

Computer

- i3/i5/i7, or higher CPU
- 4 GB RAM or more
- DVD ROM
- 500 GB Hard Disk or more
- 15" Colour Monitor
- One empty PCI slot for image grabbing card or external USB Port
- Sound card with Game port and speakers

Printer

- Inkjet, desk jet or laser colour printer with 720 dpi or more resolution.
(Low resolution inkjet printers will also work but may not print good quality images)

Operating System

- Microsoft Windows 7/8/10/11

Scope-Imager Quotation

Sr.	Particulars	Charges	GST 18%	Total
1.	SCOPE IMAGER WINDOWS 7/8/10/11	35,000	6,300	41,300
	The above price includes	US \$ 500	US \$ 0	US \$ 500
	■ Scope Imager Software (On CD)			
	■ Manuals			
	■ Onsite Installation and training (Please refer Notes)			
	■ One year warranty and support (Please refer Notes)			

Notes:

- Please purchase locally
 - Operating System Compatible Image capture card (PCI) PAL 720x576 Pixels and NTSC 720x480 DVD Quality)
 - Composite video or S-video capture Cables.
- GST 18% as applicable extra, for exporting outside India (Apart from Nepal and Bhutan) where the remittance is in US\$, no GST is applicable.
- The Manuals of the program are provided with the software in softcopy.
- The required computer configuration may change from time to time. Please contact us for latest required configuration.
- Payment terms - 100% advance with the order.
- All payments should be made by RTGS/NEFT/SWIFT in favour of "BUSYSOFT SYSTEMS PRIVATE LIMITED" on our Bank.
- A minimum period of 7 days is required for sending the program package outside Delhi.
- The professional charges for installation and training program are included in the quotation for the duration as per quotation. Additional training program or support is charged on per day basis depending upon the customer location.
- The Expenses for onsite installation, training and support will be paid by customer. It includes all expenses:
 - To and from travel expenses to customer location including air, train, bus, car or any other mode of travel.
 - comfortable Hotel stays
 - local conveyance
 - Daily meals
- *User means:** Number of computers on which software is installed and can be run simultaneously under a Local Area Network (LAN)
- The charges for additional Users are @ Rs. 4,500/-- per user. These users are concurrent users working on the program.

Contact

Kamal Kant Gupta (+91-9810043964)

Busysoft Systems Private Limited

Office: 2nd Floor, Indra Deep, Building No. 31,
Wazirpur Commercial Complex,
Ring Road, Delhi 110052 (India)

Regd. Office: C-2/51 Ashok Vihar, Phase II
Delhi-110052 (India)

Phones: +91- 011-49039444, 40073845, 40073846,

Email: contact@busysoftsystems.com

Web: www.busysoftsystems.com

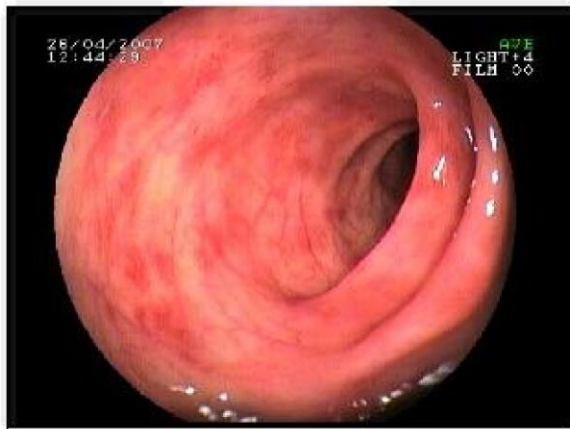
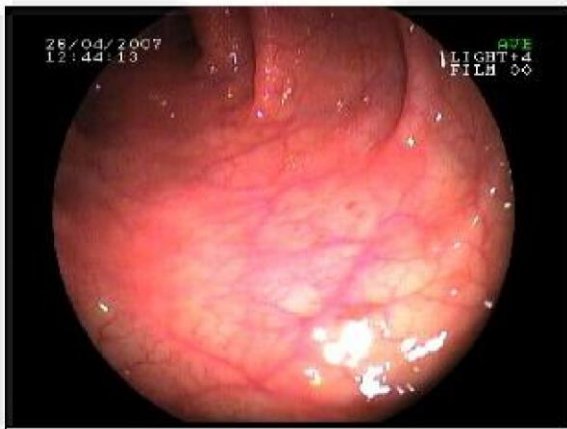
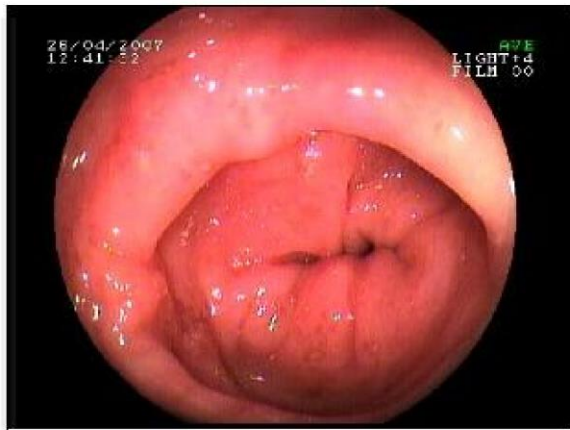
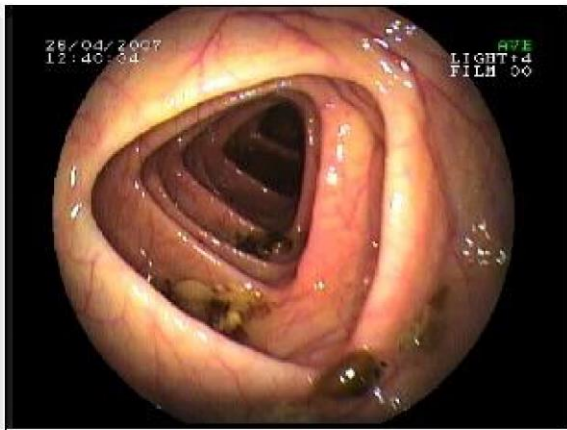
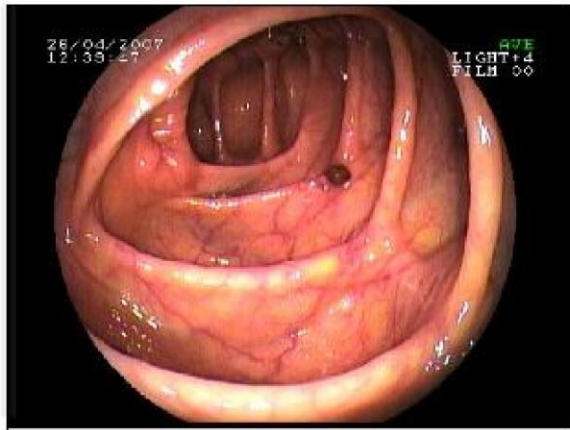
Busysoft Systems Pvt. Ltd. will supply Scope Imager software. All the other software and hardware should be taken locally for better hardware and software support.

Report Formats (For presentation purpose only)

Busysoft Systems Pvt Ltd.

C-2/51 Ashok Vihar Phase II
Delhi-110052,
27376519, 27373401

Date	26/04/2007	Srl.No.	5	Ref No.	98	Sex	M
Name	MR. RAM NIWAS			Age	34Yr.		
Refd.By.							

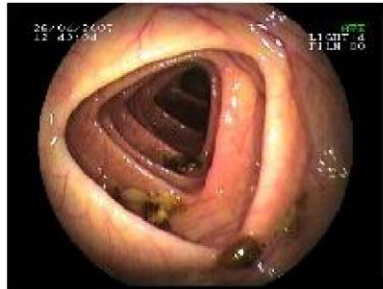


DR.
MD
SR. ENDOSCOPIST

Busysoft Systems Pvt Ltd.

C-2/51 Ashok Vihar Phase II
Delhi-110052,
27376519, 27373401

Date	26/04/2007	Srl.No.	5	Ref No.	98	Sex	M
Name	MR. RAM NIWAS			Age	34Yr.		
Refd.By.							



COLONOSCOPY REPORT

Colonoscopy done upto Hepatic Flexure.

Mucosa of Rectum, Sigmoid, Descending and Distal Transverse colon shows diffuse hyperemia, loss of vascular pattern, increased friability.

Proximal T colon normal

Rectal biopsy taken.

Impression : Ulcerative colitis, extensive Grade II.

Note: This report is only for showing presentation format and may not be actual as per images

DR.
MD
SR. ENDOSCOPIST

Busysoft Systems Pvt Ltd.

C-2/51 Ashok Vihar Phase II
Delhi-110052,
27376519, 27373401

Date	26/04/2007	Srl.No.	5	Ref No.	98	Sex	M
Name	MR. RAM NIWAS			Age	34Yr.		
Refd.By.							

COLONOSCOPY REPORT

Colonoscopy done upto Hepatic Flexure.

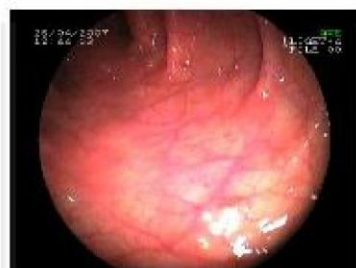
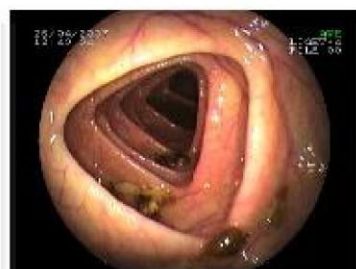
Mucosa of Rectum, Sigmoid, Descending and Distal Transverse colon shows diffuse hypermeia, loss of vascular pattern, increased friability.

Proximal T colon normal

Rectal biopsy taken.

Impression : Ulcerative colitis, extensive Grade II.

Note: This report is only for showing presentation format and may not be actual as per images



DR.
MD
SR. ENDOSCOPIST

Busysoft Systems Pvt Ltd.

C-2/51 Ashok Vihar Phase II
Delhi-110052,
27376519, 27373401

Date	26/04/2007	Srl.No.	5	Ref No.	98	Sex	M
Name	MR. RAM NIWAS			Age	34Yr.		
Refd.By.							

COLONOSCOPY REPORT



Colonoscopy done upto Hepatic Flexure.

Mucosa of Rectum, Sigmoid, Descending and Distal Transverse colon shows diffuse hypermeia, loss of vascular pattern, increased friability.



Proximal T colon normal

Rectal biopsy taken.

Impression : Ulcerative colitis, extensive Grade II.



Note: This report is only for showing presentation format and may not be actual as per images



DR.
MD
SR. ENDOSCOPIST

Busysoft Systems Pvt Ltd.

C-2/51 Ashok Vihar Phase II
Delhi-110052,
27376519, 27373401

Date	26/04/2007	Srl.No.	5	Ref No.	98	Sex	M
Name	MR. RAM NIWAS			Age	34Yr.		
Refd.By.							

COLONOSCOPY REPORT

Colonoscopy done upto Hepatic Flexure.

Mucosa of Rectum, Sigmoid, Descending and Distal Transverse colon shows diffuse hypermeia, loss of vascular pattern, increased friability.

Proximal T colon normal

Rectal biopsy taken.

Impression : Ulcerative colitis, extensive Grade II.

Note: This report is only for showing presentation format and may not be actual as per images

DR.
MD
SR. ENDOSCOPIST

Busysoft[®]

We make software that works as per you!



Copyright© 2022

Busysoft Systems Private Limited

Smarter Healthcare software solutions

Knowledge | Experience | Commitment | Results

Cloud Web | Windows Desktop | Mobile

Office 1: 2nd Floor, Indra Deep, Building No 31, Wazirpur Commercial Complex, Ring Road, Delhi 110052 (India)

Office 2: B-4 Kailash Bhawan, Building No. 35 Wazirpur Commercial Complex, Ring Road, Delhi 110052 (India)

Regd. Office: C-2/51 Ashok Vihar, Phase II, Delhi-110052 (India)

Phones: +91- 011-49039444, 40073845, 40073846, 42474810

Email: contact@busysoftsystems.com

Web: www.busysoftsystems.com